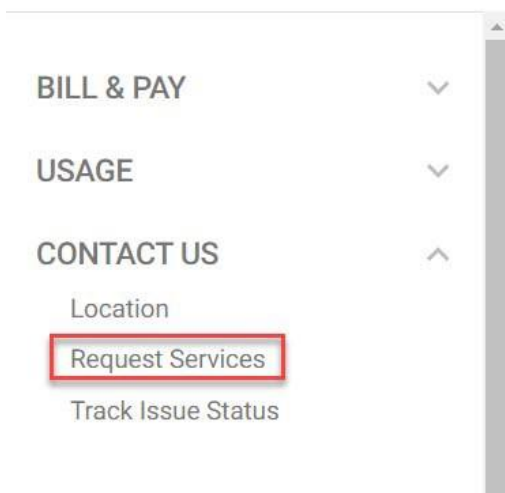


SmartHub – Community Solar Program application

Thank you for your interest in joining PEC's Community Solar Program! Below, you will find instructions on submitting your application through SmartHub. To begin, log in to your account at pec.smarthub.coop.

- On the home screen, go to **Contact Us** and use the drop-down arrow.
- Select **Request Services**



- From the drop-down menu, select **Community Solar Program Application**



Note: Fields marked with (*) are required. PEC Account Number and Service Address will populate automatically.

Note: If you have multiple account numbers, please use the drop down to verify correct one is selected.

Selecting in the box for **Required By Date** opens a calendar. The next open date available is 5 days out. Select that date.


REQUEST SERVICES

Please use this form to contact us about any of our services. Simply choose the topic you would like help with, select any accounts your inquiry may pertain to, and provide any specifics requested. A member relations agent will contact you if we need additional information.


Reason For Inquiry *
Community Solar Program Application

Your application will be considered in the order it is received. All applications are subject to Community Solar Program unit availability.

PEC Account Number *
Service Address

Required By Date * 

Your Name *

Mailing Address 

Line 1 (optional)

Line 2 (optional)

Line 3 (optional)

City (optional)

State

ZIP Code (optional)

Email Address (optional)

Phone Number (optional)

Receive Email Confirmation (optional)

Once all required fields are completed, click the Send button to submit your application.

